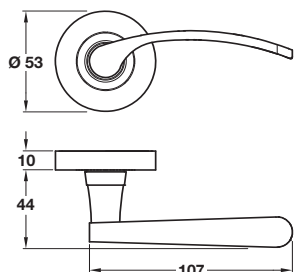
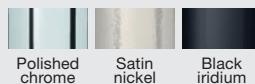


DRAYTON lever handles on rose, zinc alloy



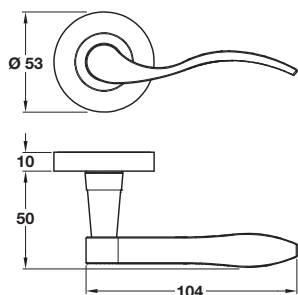
Note: ±3 mm tolerance on dimensions

- > Pair of lever handles on rose
- > Designed for interior doors
- > Grub screw fixing on 8 mm square split spindle
- > Sprung, for use with standard duty followers
- > To suit doors up to 35 mm thick
- > Zinc alloy
- > Order qty: 1 pair



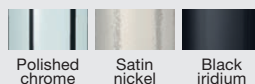
Finish	Cat. No.
Polished chrome	900.20.402
Satin nickel	900.20.406
Black iridium	900.20.403

SYWELL lever handles on rose, zinc alloy



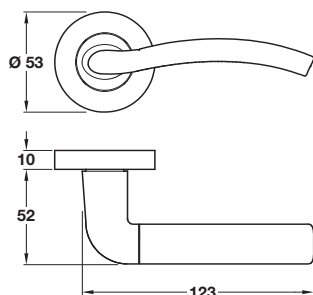
Note: ±3 mm tolerance on dimensions

- > Pair of lever handles on rose
- > Designed for interior doors
- > Grub screw fixing on 8 mm square split spindle
- > Sprung, for use with standard duty followers
- > To suit doors up to 35 mm thick
- > Zinc alloy
- > Order qty: 1 pair



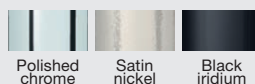
Finish	Cat. No.
Polished chrome	900.20.412
Satin nickel	900.20.416
Black iridium	900.20.413

CROPSTON lever handles on rose, zinc alloy



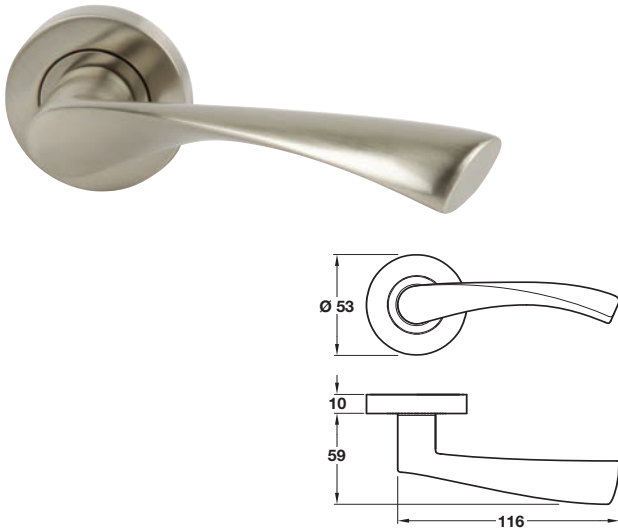
Note: ±3 mm tolerance on dimensions

- > Pair of lever handles on rose
- > Designed for interior doors
- > Grub screw fixing on 8 mm square split spindle
- > Sprung, for use with standard duty followers
- > Bolt through fixings included
- > To suit internal doors up to 35 mm thick
- > Zinc alloy
- > Order qty: 1 pair




Finish	Cat. No.
Polished chrome	900.20.422
Satin nickel	900.20.426
Black iridium	900.20.423

OLTON lever handles on rose, zinc alloy



Note: ±3 mm tolerance on dimensions

- > Pair of lever handles on rose
- > Designed for interior doors
- > Grub screw fixing on 8 mm square split spindle
- > Sprung, for use with standard duty followers
- > To suit doors up to 35 mm thick
- > Zinc alloy
- > Order qty: 1 pair

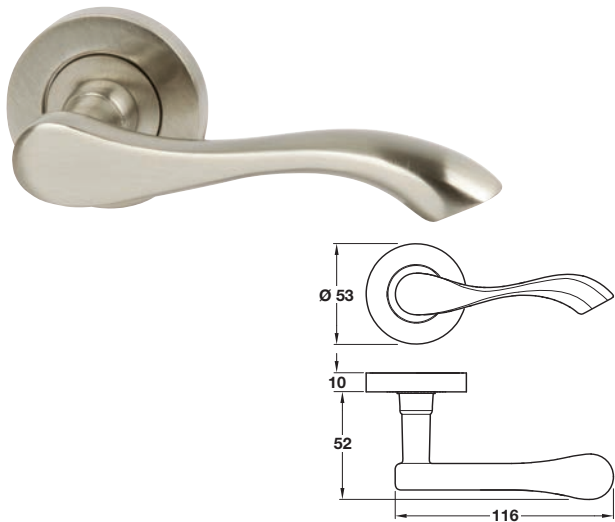


Polished chrome Satin nickel




Finish	Cat. No.
Polished chrome	900.21.142
Satin nickel	900.21.146

WELFORD lever handles on rose, zinc alloy



Note: ±3 mm tolerance on dimensions

- > Pair of lever handles on rose
- > Designed for interior doors
- > Grub screw fixing on 8 mm square split spindle
- > Sprung, for use with standard duty followers
- > To suit doors up to 35 mm thick
- > Zinc alloy
- > Order qty: 1 pair



Polished chrome Satin nickel



Finish	Cat. No.
Polished chrome	900.21.182
Satin nickel	900.21.186