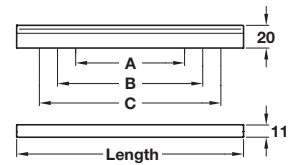


ANGLE pull handle

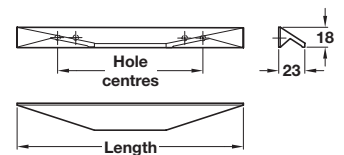


- > 2x M4 x 25 mm handle screws included
- > Aluminium
- > Order qty: 1 pc



Length	Hole centres A/B/C	Cat. No.
Polished chrome		
200 mm	128/160 mm	108.66.230
400 mm	256 mm	108.66.231
500 mm	416 mm	108.66.232
600 mm	512 mm	108.66.233
900 mm	640 mm	108.66.234
Matt black		
200 mm	128/160 mm	108.66.330 NEW
Stainless steel effect		
200 mm	128/160 mm	108.66.030 NEW

CUTT pull handle



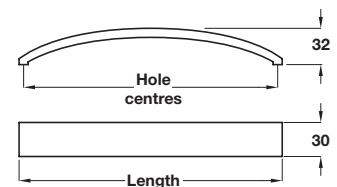
The CUTT pull handle can be positioned at the top of a drawer or placed in the middle. Additionally looks great vertically on slab bedroom doors.

- > 2x M4 x 25 mm handle screws included
- > Aluminium
- > Order qty: 1 pc



Length	Hole centres	Stainless steel effect
200 mm	96 mm	110.46.084
400 mm	192 mm	110.46.087
600 mm	320 mm	110.46.089

BELMONT bow handle



- > Order M4 handles screws separately
- > Aluminium
- > Order qty: 1 pc



Length	Hole centres	Stainless steel effect
232 mm	224 mm	110.20.635
335 mm	320 mm	110.20.638