

TIOMOS 110° SOFT CLOSE HINGES FOR 30°/45° ANGLES

For cabinets with 30° or 45° angled doors.

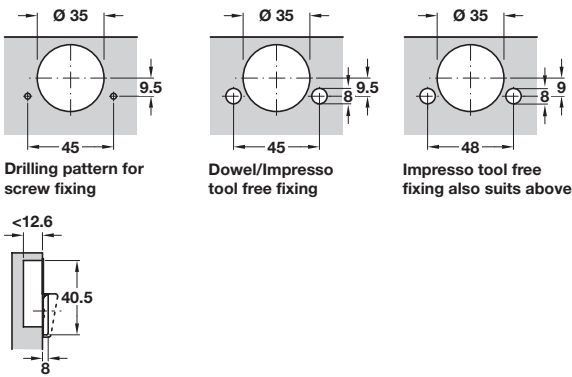


- > Opening angle 110°
- > Ø 35 mm cup
- > For door thickness up to 24 mm (for door thicknesses 22 mm and above, a trial fitting is recommended)
- > Available with or without integrated soft close
- > Screw or Impresso (quick fix) fixing cup
- > Click on arm
- > Steel cup and hinge arm
- > Note: Dimensions in drawings and tables are calculated using factory settings and for mounting plate distance 2 mm
- > Order fixing screws separately
- > Order qty: 1 pc

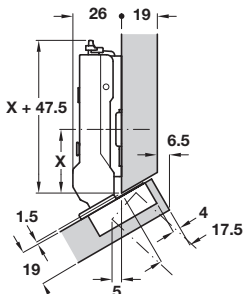
Minimum gap for doors with chamfered edges (r = 1 mm) with factory setting

Door thickness mm	Distance to cup E mm				
	3.0	4.0	5.0	6.0	7.0
16	0.6	0.6	0.6	0.6	0.6
17	0.6	0.6	0.6	0.6	0.6
18	0.7	0.7	0.7	0.7	0.7
19	0.9	0.9	0.9	0.9	0.9
20	1.1	1.1	1.1	1.1	1.1
21	1.4	1.3	1.3	1.3	1.3
22	1.6	1.6	1.6	1.5	1.5
24	2.4	2.1	2.1	2.1	2.0
Minimum gap F					

Drilling pattern for cup fixing



TIOMOS 110° concealed hinge for 30° angle applications, full overlay mounting



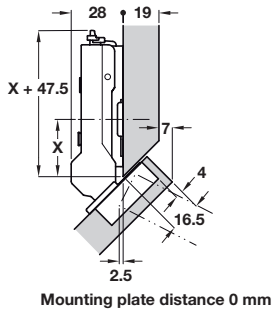
Mounting plate distance 0 mm

Door overlay mm							
14	15	16	17	18	19	20	
		3	4	5	6	7	0
3	4	5	6	7			2
Distance to cup E mm				Mounting plate height mm			



Soft close	Screw fixing	Impresso
With	348.35.801	348.35.831
Without	348.35.601	-

TIOMOS 110° concealed hinge for 45° angle applications, full overlay mounting

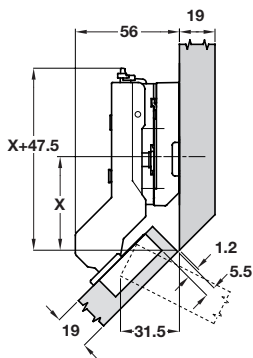


Door overlay mm							
13	14	15	16	17	18	19	
		3	4	5	6	7	0
3	4	5	6	7			2
Distance to cup E mm				Mounting plate height mm			



Soft close	Screw fixing	Impresso
With	348.35.805	348.35.835
Without	348.35.605	-

TIOMOS 110° concealed hinge for 45° angle applications, inset mounting



Door overlay mm				
	18	19	20	21
	7	6	5	3
Distance to cup E mm	Mounting plate height mm			

Dimensions given are using 14 mm mounting plate Cat. No. 348.39.536, shown on page 365



Soft close	Screw fixing
With	348.35.806
Without	348.35.606

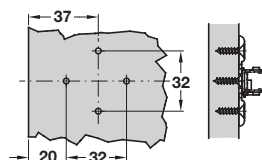

YOU ALSO NEED:

MOUNTING PLATES
Pages 364-366

FIXING SCREWS
Page 468

OPTIONAL ACCESSORIES
Pages 367-368, 403-417

Cruciform mounting plate, 4 point fixing



- > For TIOMOS click on fixing hinges only
- > Hospa screw fixing
- > Two part plate with ± 2 mm height adjustment via worm screw
- > Nickel-plated steel
- > Order fixing screws separately
- > Order qty: 1 pc

BEST SELLER



Height	Hospa screw
0 mm	348.38.511



A wider range of mounting plates are shown on pages **364-366**