

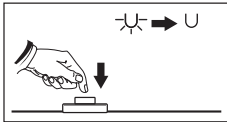
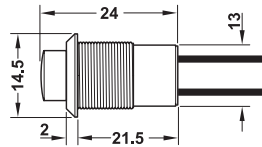
LOOX SWITCHES, Ø 13MM



For use with all Loox and Loox compatible lights, for recess mounting in Ø 13 mm hole or surface mounting with housing.



Push switch

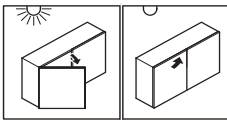
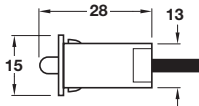


- > Wattage: 0.3-75W
- > For recess mounting in Ø 13 x 30 mm hole or order surface mounting housing separately
- > With 2.0 m lead with connector; fits any Loox driver
- > Plastic
- > Order qty: 1 pc



Finish	Cat. No.
Black	833.89.044

Door contact switch



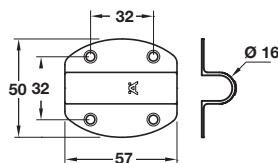
Door open = light on
Door closed = light off

- > Wattage: 0.3-30W
- > For recess mounting in Ø 13 x 30 mm hole or order surface mounting housing separately
- > With 2.0 m lead with connector; fits any Loox driver
- > Plastic
- > Order qty: 1 pc



Finish	Cat. No.
Black	833.89.045

Loox Switches housing for surface mounting



- > Only for use with Ø 13 mm Loox switches shown above
- > Plastic
- > Order qty: 1 pc



Finish	Black
Cat. No.	833.89.048



- > Order Loox LED lights separately, shown on pages **14-130**
- > Order driver to suit light separately, shown on page **62, 98** or **132**