


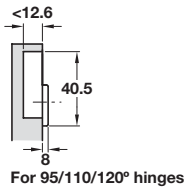
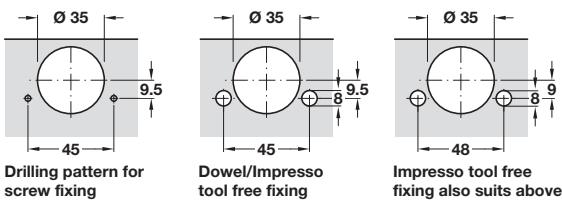
TIOMOS 120° SOFT CLOSE HINGES



- > For standard applications
- > Opening angle 120° (can be restricted to 85°, see page 87 for details), Ø 35 mm cup
- > For door thickness up to 24 mm (for door thicknesses 24 mm and above, a trial fitting is recommended)
- > Available with or without integrated soft close
- > Screw fixing or impresso fixing cup
- > Full overlay mounting steel cup and hinge arm, half overlay and inset mounting steel cup and zinc alloy arm
- > Order qty: 1 pc

 > Mounting plates, cover caps and accessories for these TIOMOS click on fixing hinges are shown on pages 85-88

Drilling pattern for cup fixing

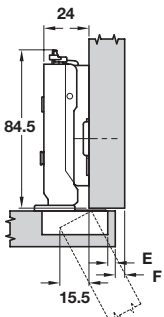


Tiomos 120°

Door thickness mm	Distance to cup E mm				
	3.0	4.0	5.0	6.0	7.0
16	0.6	0.6	0.6	0.6	0.6
17	0.6	0.6	0.6	0.6	0.6
18	0.7	0.7	0.7	0.7	0.7
19	0.9	0.9	0.9	0.9	0.9
20	1.1	1.1	1.1	1.1	1.1
21	1.4	1.3	1.3	1.3	1.3
22	3.0	2.0	1.5	1.5	1.5
24	6.4	5.4	4.4	3.4	2.4
Minimum gap F					



Full overlay mounting



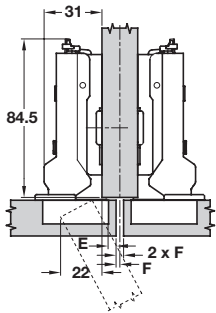
Door overlay mm							
13	14	15	16	17	18	19	
		3	4	5	6	7	0
3	4	5	6	7			2
Distance to cup E mm				Mounting plate height mm			



Soft close	Screw fixing	Impresso
With	348.36.801	348.36.631
Without	348.36.601	-

LIFT, TURN AND SLIDE 2013, © Hafele U.K. Ltd 2013. Dimensional data not binding. We reserve the right to alter specifications without notice.

Half overlay/twin mounting

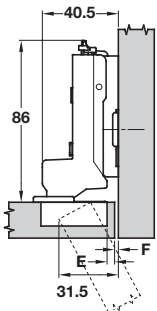


Door overlay mm							
6.5	7.5	8.5	9.5	10.5	11.5	12.5	
		3	4	5	6	7	0
3	4	5	6	7			2
Distance to cup E mm				Mounting plate height mm			



Type	Screw fixing
With soft close	348.36.802

Inset mounting



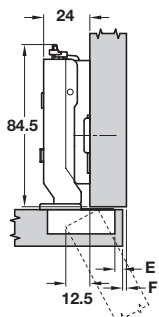
Set mounting plate back by thickness + 1.5 mm

Door gap mm					
	4	3	2	1	0
				3	4
		3	4	5	6
Distance to cup E mm			Mounting plate height mm		



Type	Screw fixing
With soft close	348.36.803

Full overlay plus



Door overlay mm							
16	17	18	19	20	21	22*	
		3	4	5	6	7	0
3	4	5	6	7			2
Distance to cup E mm				Mounting plate height mm			

*door overlay from 24 mm with side adjustment by ± 2 mm



Type	Screw fixing
With soft close	348.36.800