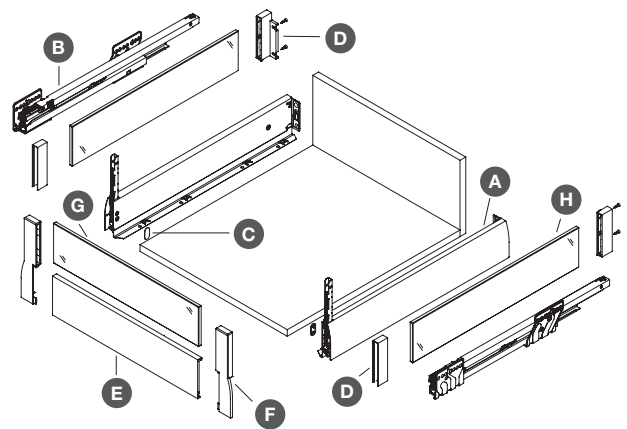


NOVA PRO CRYSTAL DELUXE INTERNAL PAN DRAWER WITH GLASS SIDES AND GLASS FRONT PANEL

Glass sides and front panel for internal drawers, or free choice of material for slide in drawer side elements.

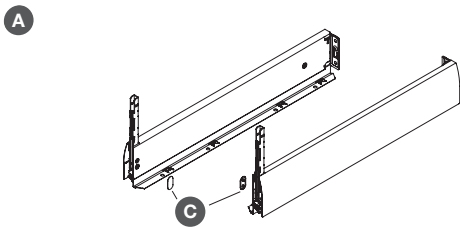


- > Fully synchronised runner technology without midway knock
- > Elegant add on system integrated in the drawer side, free choice of material for slide in elements.
- > 3 dimensional front adjustment (including tilt adjust) for perfect alignment of drawers
- > Drawer front can be fitted and removed without tools
- > Width of bottom and back panel is the same
- > Optimal use of storage space due to straight inside narrow surfaces and narrow construction
- > High gloss hygienic finish sides due to paint and lacquer



> Installation information is shown on pages **190-191**

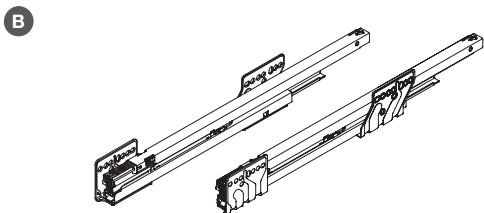
Nova Pro Crystal deluxe drawer sides, 90 mm high



- > 90 mm high with front bracket, for left and right hand use
- > Order qty: 1 pair

Length	Metallic RAL 9006	White RAL 9010
400 mm	553.08.203	553.08.703
450 mm	553.08.204	553.08.704
500 mm	553.08.205	553.08.705
550 mm	553.08.206	553.08.706

Nova Pro full extension drawer runners, soft close



- > 40 kg or 70 kg full extension soft close synchronised runners
- > Order qty: 1 pair

Length	40 kg	70 kg
400 mm	553.00.941	-
450 mm	553.00.946	553.01.946
500 mm	553.00.951	553.01.951
550 mm	553.00.956	553.01.956

Cover caps

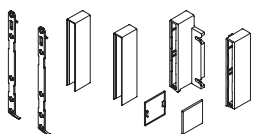


- > For covering eccentric adjustment unit
- > Order qty: 1 pc (2 pcs required per drawer)

To suit finish	Metallic RAL 9006	White RAL 9010
Cat. No.	557.99.930	557.99.630

Fixing set

D

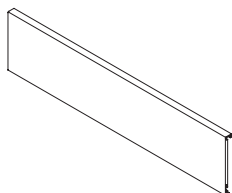


- > Set consists of:
 - 1 pair x Brackets for wooden back panel and glass side element
 - 1 pair x Front fixing set for glass side element
 - 1 pair x Installation hook
- > Order qty: 1 set

To suit finish	Metallic RAL 9006	White RAL 9010
Cat. No.	553.08.999	553.08.799

Crystal front panel profile

E

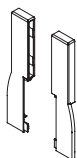


- > 1150 mm, for cutting to length (see page 160 for cutting details)
- > Order qty: 1 pc

Finish	Metallic RAL 9006	White RAL 9010
Cat. No.	553.08.245	553.08.745

Front panel clip holders

F

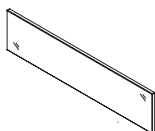


- > Left and right clips for inset drawer, glass supplied separately
- > Front panel required, see above
- > Order qty: 1 pair

To suit finish	Metallic RAL 9006	White RAL 9010
Cat. No.	553.08.285	553.08.785

Clear glass fronts for Nova Pro Crystal deluxe drawers

G



- > 8 mm thick toughened glass, 96 mm high
- > For use with Grass Nova Pro drawers
- > Clear glass
- > Not suitable for cutting
- > Order qty: 1 pc

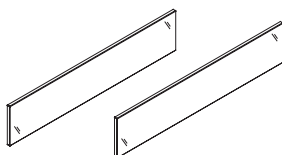
For drawer width	Width	Cat. No.
300 mm	201 mm	559.87.461
400 mm	301 mm	559.87.462
450 mm	351 mm	559.87.463
500 mm	401 mm	559.87.464
600 mm	501 mm	559.87.465
800 mm	701 mm	559.87.466
900 mm	801 mm	559.87.467
1000 mm	901 mm	559.87.468



> Installation information is shown on page 190

Clear glass sides for Nova Pro Crystal deluxe drawers

H



- > 8 mm thick toughened glass, 96 mm high
- > For use with Grass Nova Pro drawers
- > Clear glass
- > Not suitable for cutting
- > Order qty: 1 pair

For drawer length	Length	Cat. No.
400 mm	363 mm	559.87.433
450 mm	413 mm	559.87.434
500 mm	463 mm	559.87.435
550 mm	513 mm	559.87.436



> Installation information is shown on page 190