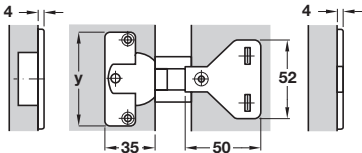


# AXIMAT 100 HINGES



- > LGA tested project quality in compliance with DIN EN 15570 test level 3 (80,000 cycles)
- > Large opening angle from 180° to 250° provided by external pivot point (axle)
- > Almost no loss of space inside the cabinet due to the flat design
- > Door installation with slide on (Aximat 100 A) or time saving quick fixing system (Aximat 100 SM)
- > Cup for screw fixing or press fitting, hinge arm fixing into 32 mm series drilled holes
- > 2 or 3-dimensional adjustment facility for optimum alignment of the gap pattern
- > Cabinet construction or continuous construction possible
- > With integrated automatic closing spring
- > Side panel mounting
- > Nickel-plated zinc alloy

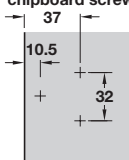
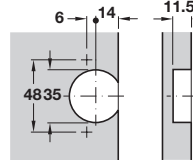


**Drilling pattern for cup fixing**

**Drilling pattern for hinge arm fixing**

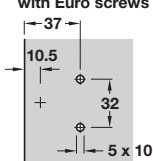
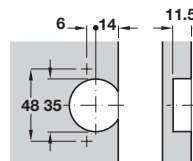
**For screw fixing**

**For screw fixing with chipboard screws**



**For press fitting**

**For screw fixing with Euro screws**



**Drilling pattern 48/6**

**Number of concealed hinges per door**

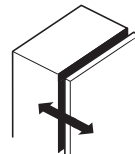

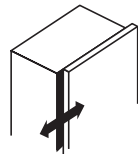
The values in the diagram are sample measurements for doors up to 600 mm wide. Please inquire for doors wider than 600 mm. With doors under 400 mm wide the minimum gap must be determined by trial mounting.

The door's width should not exceed its height.

The distance between hinges of doors with two hinges must be at least as long as the door is wide, if possible even longer. In case of heavy loads and high leverage force, an additional hinge mounted approx. 100 mm (dim. X) below the top hinge is recommended.

**Adjustment facilities**

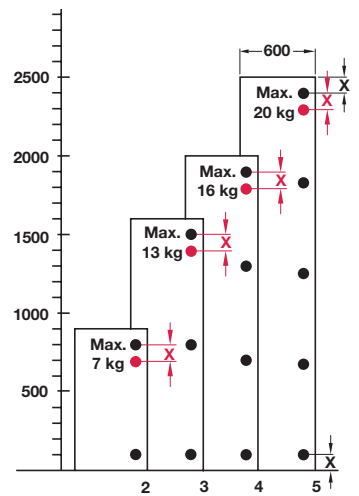
The two and three dimensional adjustment facilities allow correcting processing and installation deviations. Side, height and depth adjustments are factory set to zero position.



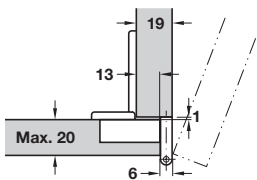
**A Side adjustment**

**B Height adjustment**

**C Depth adjustment**



**Full overlay mounting**

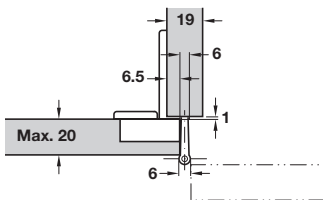


> Order qty: 1 pc



Arm fixing	Screw fixing cup	Press fitting cup
With pre-mounted Euro screws	344.21.010	344.21.110
Hospa screw fixing	344.21.000	344.21.100

**Half overlay mounting**

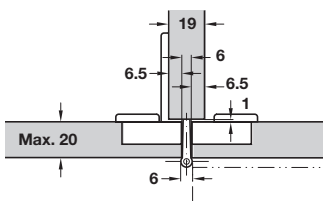


> Order qty: 1 pc



Arm fixing	Screw fixing cup	Press fitting cup
With pre-mounted Euro screws	344.21.011	344.21.111
Hospa screw fixing	344.21.001	344.21.101

**Twin mounting**



> Order qty: 1 pc



Arm fixing	Screw fixing cup	Press fitting cup
With pre-mounted Euro screws	344.21.013	344.21.113
Hospa screw fixing	344.21.003	344.21.103

LIFT, TURN AND SLIDE 2013, © Häfele U.K. Ltd 2013. Dimensional data not binding. We reserve the right to alter specifications without notice.