




- > Single pivot hinges - order hinge arm and cup separately
- > Particularly suitable for nursery or school furniture as small gap minimises the risk of finger entrapment
- > Opening angle 180°
- > Screw fixing cup and arm
- > Quick mounting (no tools required) or screw fixing versions available
- > 3 mm gap
- > For door thickness 16 - 21 mm
- > Tested in accordance with ANSI Grade 1 and DIN ISO standards
- > For inset doors
- > 3 way adjustment: Lateral -3 mm. Vertical ±2 mm. Depth ±2 mm
- > With catch
- > Ø 35 mm cup, 45/9.5 mm drilling pattern
- > Cup with rim cover and edge protection
- > Matt nickel-plated zinc alloy



Particularly suitable for nursery or school furniture as small gap minimises the risk of finger entrapment

How many hinges per door?

The graph shown gives guideline information only. The hinge requirement is determined by the weight and the shape of the door.

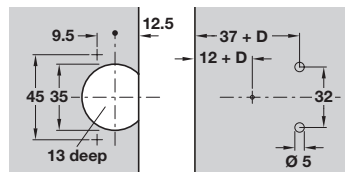
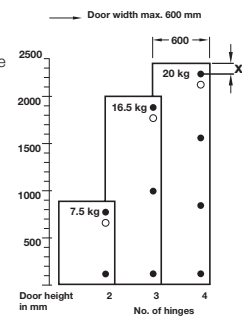
The table to the right gives you a guideline for 19 mm chipboard with density of 750 kg/m³

Doors must not be wider than they are high.

Max. 600 mm door width, in case of door width under 400 mm wider gaps must apply.

○ = in case of heavy usage an additional hinge placed approx. 100 mm below the upper hinge is recommended.

X = max. 100 mm



Single pivot hinge, 180°



Quick mounting



Screw mounting



- > Single pivot hinges
- > Opening angle 180°
- > Quick mounting (no tools required) or screw fixing version available
- > For inset doors, 3 mm gap
- > Matt nickel-plated zinc alloy
- > Order qty: 1 pc



Version	Quick mounting	Screw fixing
Hinge arm	344.05.924	344.05.914
Hinge cup	344.00.861	344.05.800

LIFT, TURN AND SLIDE 2013, © Häfele U.K. Ltd 2013. Dimensional data not binding. We reserve the right to alter specifications without notice.