

Example: Extending rod lock (drawer version) as horizontal lock

For detailed information about the central locking system for Variant S and the required fittings, please see Section 8, Variant S

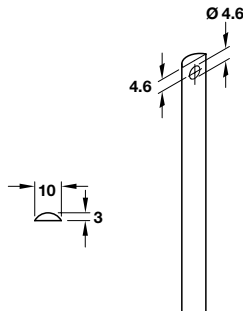
### A Symo 3000 extending rod lock case

- For on-site installation of cylinder cores
- Screw fixing
- Nickel-plated zinc alloy
- Order **cylinder rosette** separately
- Order **lock accessories** separately



	Cat. No.
Drawer version	237.76.600
Left hand	237.76.620
Right hand	237.76.610

Order qty: 1 pc



### B Profile rod

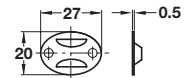
- Zinc-plated steel, solid profile

For approx. 2000 mm high doors	Cat. No.
1 pair = 2x 975 mm lengths	239.81.930

Order qty: 1 pair (order 1 pair per door)

For approx. 2500 mm high doors	Cat. No.
1 pair = 1x 975 mm, 1x 1475 mm length	239.81.950

Order qty: 1 pair (order 1 pair per door)



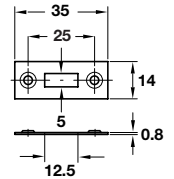
### C Rod guide

- For 10 x 3 mm profile rods
- Screw mounted
- Steel



Finish	Cat. No.
Polished nickel-plated	239.68.014

Order qty: Multiples of 10 pcs



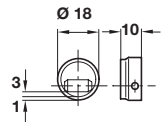
### D Striking plate

- For recess mounting
- Steel



Finish	Cat. No.
Polished nickel-plated	239.62.700

Order qty: Multiples of 10 pcs

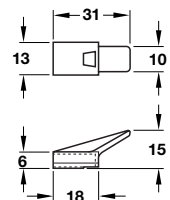


### E Base catch with roller

- For press-fit mounting
- Plastic

Colour	Cat. No.
White	239.60.750

Order qty: Multiples of 10 pcs



### F Clip on stop

- To clip onto the profile rods
- Plastic

Colour	Cat. No.
Black	237.74.920

Order qty: 1 pc