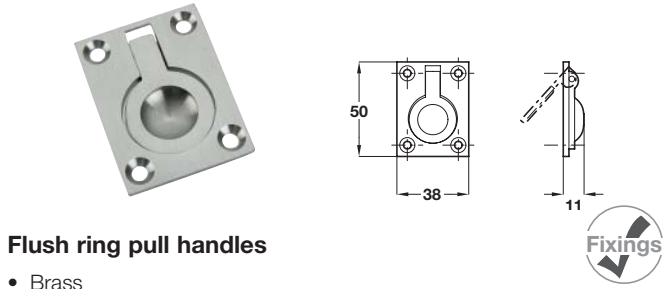


**Pocket door flush handle, brass**

- Push fit into Ø 25 mm hole
- Minimum door thickness 35 mm
- Brass

Finish	Cat. No.
Polished brass	901.01.201
Polished chrome-plated	901.01.202

Order qty: 1 pc



**Flush ring pull handles**

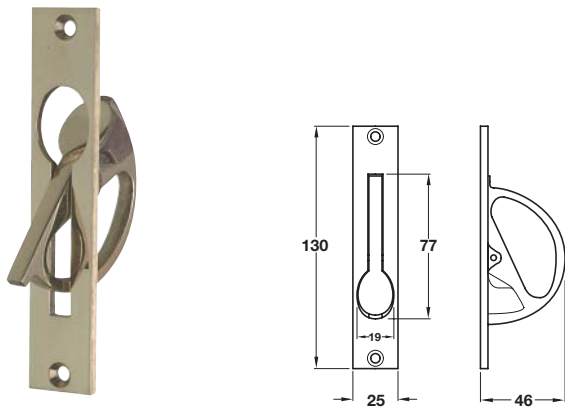
- Brass

Finish	Cat. No.
Polished brass	911.26.261
Polished chrome	911.26.263
Satin chrome	911.26.262

Order qty: 1 pc

5

Architectural Ironmongery: Door Furniture



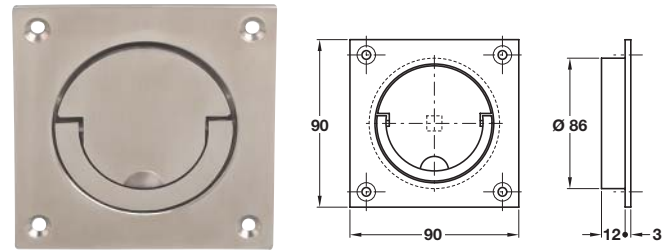
**Mortice gravity drop pull handle**

- Operation: Push to release
- Light duty
- Fixing screws included
- Brass



Finish	Cat. No.
Satin nickel	911.26.131
Polished brass	911.26.130

Order qty: 1 pc



**Squash court handle, to operate**

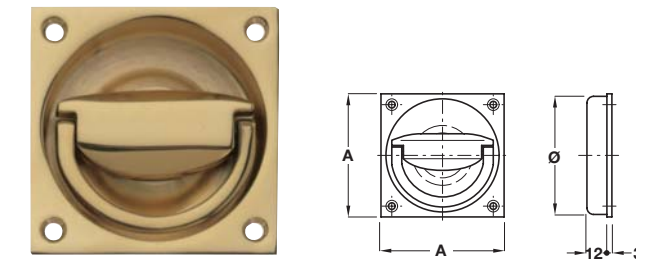
- To suit door **min. 44 mm** thick
- 8 mm spindle included for mortice latch operation
- Brass



Finish	Cat. no.
Satin nickel plated	901.00.510

Order qty: 1 pc

Flush pull handles suitable for sliding glass doors are shown in Section 13, page 81



**Flush ring handle, to operate**

- To suit door **min. 44 mm** thick
- 8 mm spindle included for mortice latch operation
- Brass



Size (A)	Ø	Satin nickel	Pol. brass	Pol. chrome
65 x 65	61	901.03.906	901.03.908	-
75 x 75	71	910.37.008	910.37.017	910.37.026
90 x 90	85	901.03.916	901.03.918	-

Order qty: 1 pc

TCH 2013, © Häfele U.K. Ltd 2013. Dimensional data not binding. We reserve the right to alter specifications without notice.