

LUBI lever handles

- Pair of lever handles and roses
- 8 mm spindle included
- Sprung, for use with standard duty followers
- Bolt through fixings included
- To suit doors **35-44 mm** thick
- Zinc alloy

Finish	Cat. No.
Pol. chrome/Matt nickel	900.21.712
Pol. chrome/Black epoxy coated	900.21.722

Order qty: 1 pair

StarTec LUBI accessories

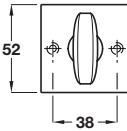
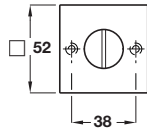
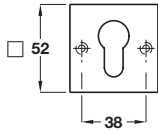
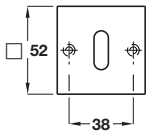
- **Escutcheons:** Fixings included
- **WC release and inside turn:**
To suit doors **35-44 mm** thick
5 mm spindle and fixings included
Polished chrome finish zinc alloy

Finish	Polished chrome
Standard keyway escutcheon	
Cat. No.	901.51.422
Euro profile escutcheon	
Cat. No.	901.52.422
WC release and inside turn	
Cat. No.	901.53.422*

Order qty: 1 pair (*set)

5

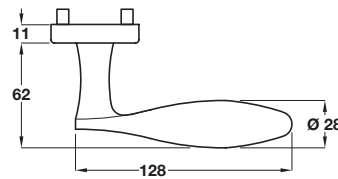
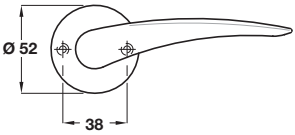
Architectural Ironmongery: Door Furniture



Standard keyway escutcheon

Euro profile cylinder escutcheon

WC release and inside turn



StarTec JOEL lever handles

- Pair of lever handles and roses
- 8 mm spindle included
- Sprung, for use with standard duty followers
- Bolt through fixings included
- To suit doors **35-44 mm** thick
- Zinc alloy

Finish	Cat. No.
Polished chrome	900.20.992
PVD polished brass	900.20.995

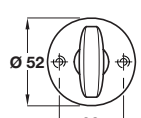
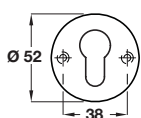
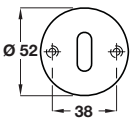
Order qty: 1 pair

StarTec JOEL accessories

- **Escutcheons:** Fixings included
- **WC release and inside turn:**
To suit doors **35-44 mm** thick
5 mm spindle and fixings included
- Zinc alloy

Finish	Pol. chrome	PVD pol. brass
Standard keyway escutcheon		
Cat. No.	901.51.392	901.51.395
Euro profile cylinder escutcheon		
Cat. No.	901.52.392	901.52.395
WC release and inside turn*		
Cat. No.	901.53.392	901.53.395

Order qty: 1 pair (*set)



Standard keyway escutcheon

Euro profile cylinder escutcheon

WC release and inside turn

