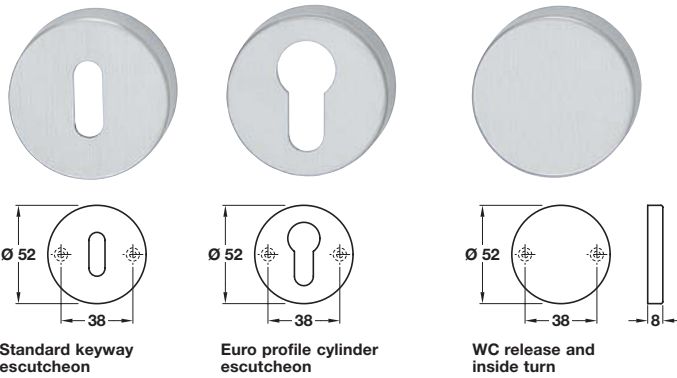


Note: The escutcheons and indicator sets on this page cannot be face fixed.
Concealed bolt through fixing from one side only.

For doors **up to 60 mm** use M4 bolt Cat. No. **909.46.126** shown on page **28**



Standard keyway escutcheon

Euro profile cylinder escutcheon

WC release and inside turn

WC sets includes 8 mm spindle

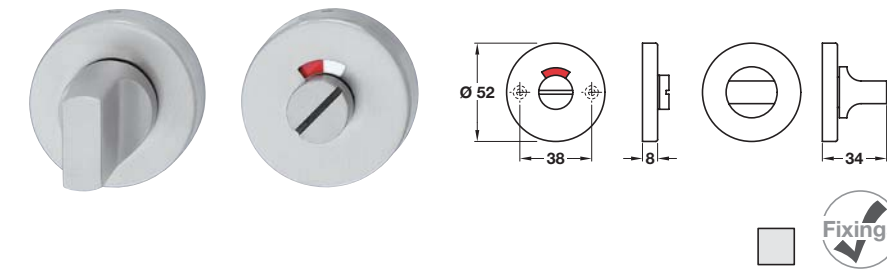


Lever handle accessories for StarTec TESSA/CHASE/BODA

- To suit doors **36-44 mm** thick
- 304 stainless steel, satin finish

Item	Cat. No.
Standard keyway escutcheon	
Cat. No.	902.51.032
Profile cylinder escutcheon	
Cat. No.	902.52.032
Blank escutcheon	
Cat. No.	902.55.032

Order qty: 1 pair

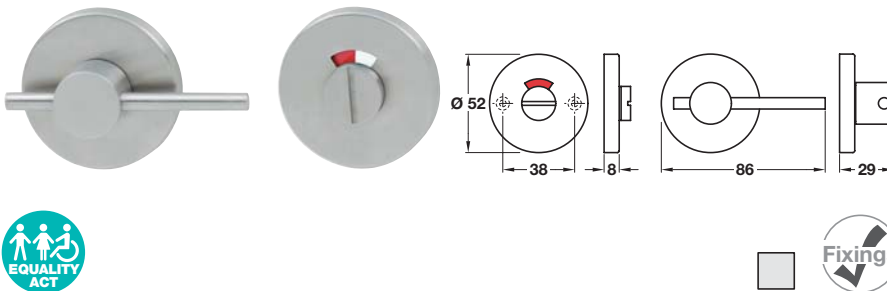


StarTec Emergency release indicator and inside turn

- 8 mm spindle included
- To suit doors **36-45 mm** thick
- 304 stainless steel

Finish	Cat. No.
Satin stainless steel	902.54.032

Order qty: 1 set

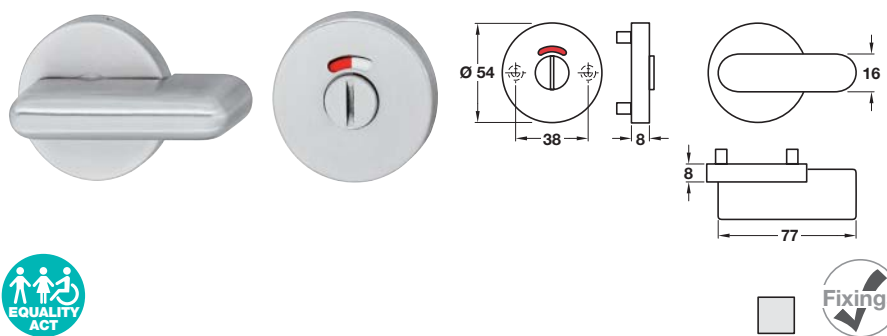


StarTec Emergency release indicator and inside turn

- 8 mm spindle included
- To suit doors **36-45 mm** thick
- 304 stainless steel

Finish	Cat. No.
Satin stainless steel	902.54.120

Order qty: 1 set



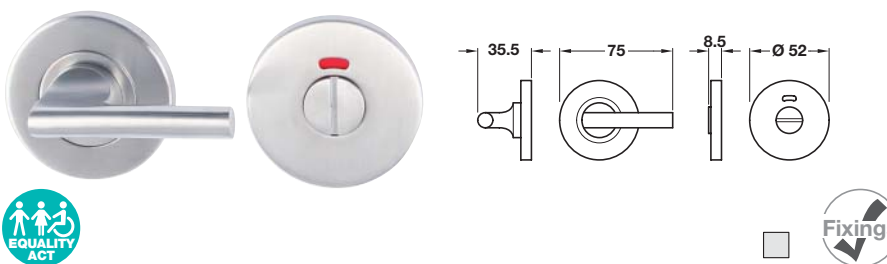
StarTec Emergency release indicator and inside turn

- 8 mm spindle included
- To suit doors **up to 44 mm** thick
- 304 stainless steel

Finish	Cat. No.
Satin stainless steel	903.54.040

Order qty: 1 set

WC set includes 5 mm spindle



Emergency release indicator and inside turn

- 5 mm spindle included
- To suit doors **36-45 mm** thick
- Stainless steel

Finish	Cat. No.
Satin stainless steel	902.54.170

Order qty: 1 set

TCH 2013. © Häfele U.K. Ltd 2013. Dimensional data not binding. We reserve the right to alter specifications without notice.