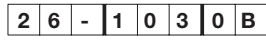


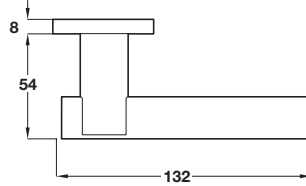
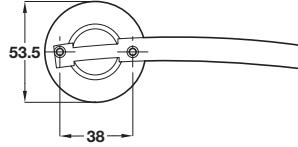
BS EN 1906



For all HL lever handles:
Tested to 100,000 cycles durability
and to BS EN 1906: 2010



For all HL lever handles:
Suitable for use on 30 or 60
minute timber fire door sets
to BS476 and EN 1634-1



Standard keyway escutcheon



Euro profile cylinder escutcheon



WC release and inside turn

HL08 Lever handle set

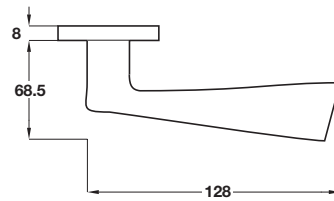
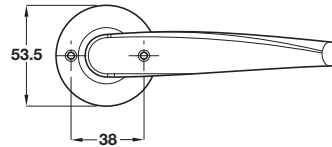
- Pair of lever handles and roses with escutcheon or WC set included
- 8 mm spindle included
- Sprung, for use with standard duty followers
- To suit doors **38-55 mm** thick
- WC release and inside turn with 8 mm spindle, suits doors **38-45 mm** thick
- 304 stainless steel

Lever handles	Satin	Polished
with standard keyway escutcheon		
Cat. No.	903.91.378	903.91.379
with Euro profile cylinder escutcheon		
Cat. No.	903.92.378	903.92.379
with WC release and inside turn		
Cat. No.	903.93.378	903.93.379

Order qty: 1 set

5

Architectural Ironmongery: Door Furniture



Standard keyway escutcheon



Euro profile cylinder escutcheon



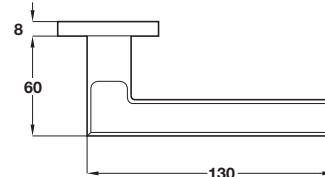
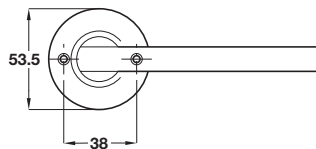
WC release and inside turn

HL09 Lever handle set

- Pair of lever handles and roses with escutcheon or WC set included
- 8 mm spindle included
- Sprung, for use with standard duty followers
- To suit doors **38-55 mm** thick
- WC release and inside turn with 8 mm spindle, suits doors **38-45 mm** thick
- 304 stainless steel

Lever handles	Satin	Polished
with standard keyway escutcheon		
Cat. No.	903.91.197	903.91.198
with Euro profile cylinder escutcheon		
Cat. No.	903.92.197	903.92.198
with WC release and inside turn		
Cat. No.	903.93.197	903.93.198

Order qty: 1 set



Standard keyway escutcheon



Euro profile cylinder escutcheon



WC release and inside turn

HL10 Lever handle set

- Pair of lever handles and roses with escutcheon or WC set included
- 8 mm spindle included
- Sprung, for use with standard duty followers
- To suit doors **38-55 mm** thick
- WC release and inside turn with 8 mm spindle, suits doors **38-45 mm** thick
- 304 stainless steel

Lever handles	Satin	Polished
with standard keyway escutcheon		
Cat. No.	903.91.233	903.91.234
with Euro profile cylinder escutcheon		
Cat. No.	903.92.233	903.92.234
with WC release and inside turn		
Cat. No.	903.93.233	903.93.234

Order qty: 1 set

TCH 2013, © Häfele U.K. Ltd 2013. Dimensional data not binding. We reserve the right to alter specifications without notice.