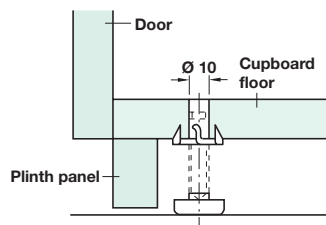
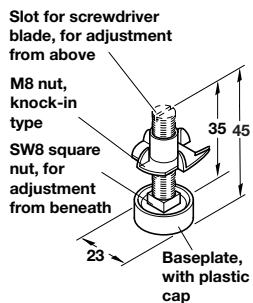


A Plinth adjusting fitting

- Adjustable from above through $\varnothing 8$ mm aperture in cupboard floor and from below with SW 8 open-ended wrench.
- Bright steel screw with white plastic cap
- Wood mounting block

Size	Cat. No.
55 mm with 30 mm long screw	637.12.229
80 mm with 70 mm long screw	637.12.265
100 mm with 70 mm long screw	637.12.283

Order qty: 1 pc

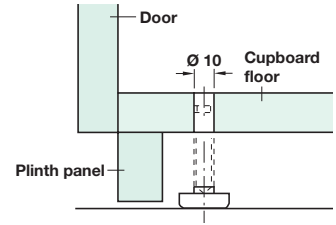
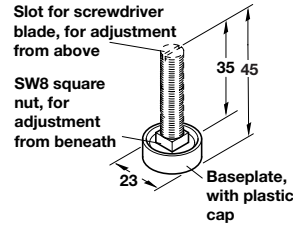


B Plinth adjusting fitting

- Adjustable from above through $\varnothing 10$ mm aperture in cupboard floor and from below with SW 8 open-ended wrench
- Galvanized steel M8 x 35 screw with knock-in nut and plastic cap

Finish	Cat. No.
White cap	637.05.000
Black cap	637.05.300

Order qty: 1 pc

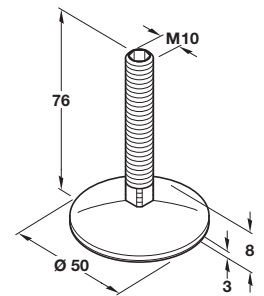


C Plinth adjusting fitting

- Adjustable from above through $\varnothing 10$ mm aperture in cupboard floor and from below with SW 8 open-ended wrench
- Galvanized steel M8 x 35 mm screw and black plastic cap

	Cat. No.
Plinth adjusting fitting	637.05.210

Order qty: 1 pc

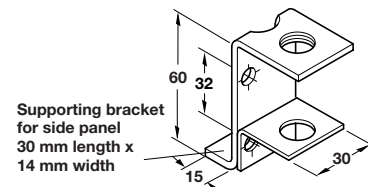


D M10 plinth adjusting screw

- M10 x 60 mm with SW5 hexagon socket and with SW8 square nut for adjusting from below
- For SW5 allen key Cat. No. 008.28.250 see **Section 15** page 17
- Galvanized steel with brushed stainless steel foot plate and black plastic glide

	Cat. No.
Plinth adjusting screw	637.00.020

Order qty: 1 pc



E M10 screw on bracket

- Load carrying capacity 130 kg
- Screw fixing
- M10 internal thread
- Galvanized steel

	Cat. No.
Screw on bracket	637.30.980

Order qty: 1 pc

TCH 2013. © Häfele U.K. Ltd 2013. Dimensional data not binding. We reserve the right to alter specifications without notice.