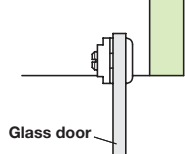
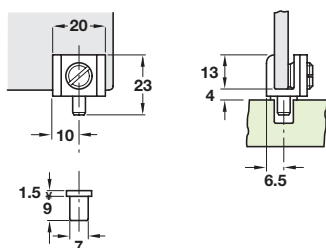


Closed

Side panel



Open

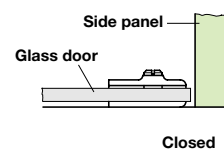
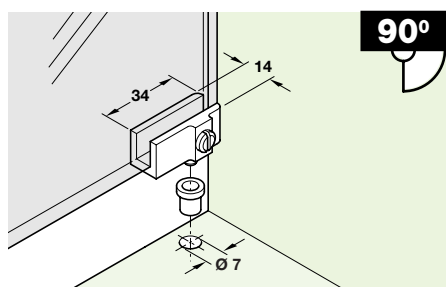


A Glass door pivot hinge

- Maximum opening angle **90°**
- For maximum glass thickness **6.8 mm**
- For **inset** doors
- Unsprung
- 2 hinges (1 pair) per door required
- Black zinc alloy hinge
- **For safety reasons we recommend that toughened glass be used with these hinges**

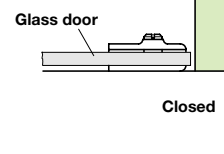
	Cat. No.
Glass door pivot hinge	361.69.310

Order qty: 1 pair



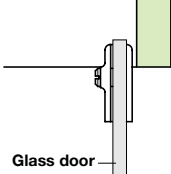
Closed

Side panel

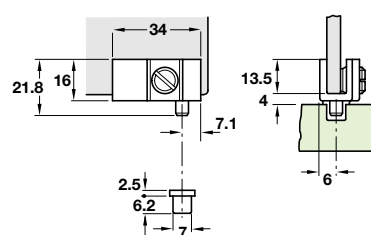


Open

Side panel



Glass door



B Glass door pivot hinge

- Maximum opening angle **90°**
- For maximum glass thickness **6.7 mm**
- For **inset** doors
- Unsprung
- 2 hinges (1 pair) per door required
- Black zinc alloy hinge and nylon bush
- **For safety reasons we recommend that toughened glass be used with these hinges**

	Cat. No.
Glass door pivot hinge	361.69.320

Order qty: 1 pair

TCH-FF 2010, HUK. Dimensional data not binding. We reserve the right to alter specifications without notice.