

# Concealed Hinges, Quick Fixing System 110° Hinges with Smuso Soft Closing Mechanism

Catalogue page re-issued with additional & corrected technical information. Please check all details & dimensions before ordering.

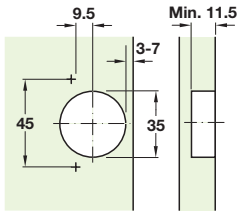
## A Metalla SM Concealed hinges, with soft closing mechanism



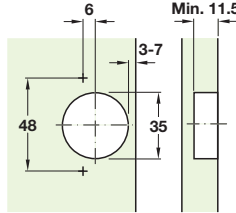
- Opening angle 110°
- Automatic closing spring
- Ø 35 mm cup
- For 14 - 22 mm door thickness
- Integrated soft close
- Screw fixing or dowel fixing cup
- Smuso Quick fixing arm
- Nickel-plated steel
- **Note:** Dimensions and gap specifications in drawings and tables are calculated using factory settings and for mounting plate distance 0 mm
- **Mounting plates** for these SM Quick fixing hinges are shown on page 39D



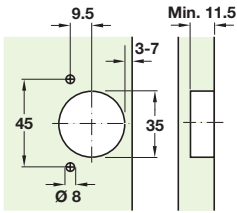
Drilling dimensions for cup fixing  
Drilling pattern 45/9.5



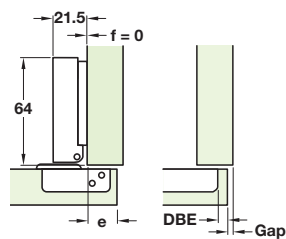

Drilling dimensions for cup fixing  
Drilling pattern 48/6



Drilling dimensions for dowel fixing  
Drilling pattern 45/9.5



Full overlay mounting

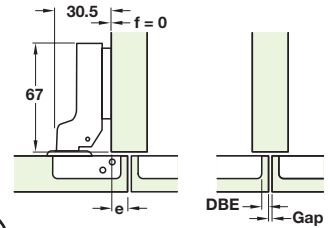



Overlay: Coverage of the side end by door e mm								
12	13	14	15	16	17	18	19	
				3	4	5	6	0
		3	4	5	6			2
	3	4	5	6				4
DBE: Distance to cup Bore Edge mm								Mounting plate height f mm

Straight hinge arm		Drilling pattern	
Finish		45/9.5	48/6
Screw fixing			
Nickel-plated	311.60.505	311.60.525	
Dowel fixing			
Nickel-plated	311.60.565	-	

Order qty: Multiples of 50 pcs

Half overlay mounting/twin mounting

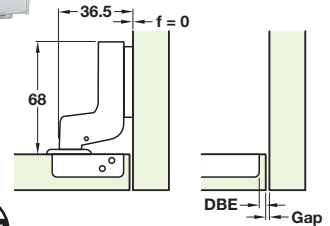


Overlay: Coverage of the side end by door e mm								
5	6	7	8	9	10	11	12	
				3	4	5	6	0
		3	4	5	6			2
	3	4	5	6				4
DBE: Distance to cup Bore Edge mm								Mounting plate height f mm

Cranked arm, 8 mm crank		Drilling pattern	
Finish		45/9.5	48/6
Nickel-plated	311.60.506	311.60.526	

Order qty: Multiples of 50 pcs

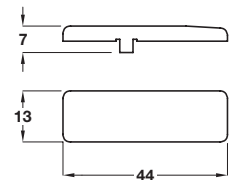
Inset mounting



Overlay: Coverage of the side end by door e mm					
	-3	-2	-1	0	
	6	5	4	3	0
			6	5	2
DBE: Distance to cup Bore Edge mm					Mounting plate height f mm

Cranked arm, 17 mm crank		Drilling pattern	
Finish		45/9.5	48/6
Nickel-plated	311.60.507	311.60.527	

Order qty: Multiples of 50 pcs



## B Hinge arm cover plate

- Only suitable for Smuso Quick fixing hinges
- For Smuso straight arm hinge **311.60.505/506/525/526/507/527/565** only
- Nickel-plated steel

**Item B.**  
Text amended to show which hinges are compatible

Finish	Cat. No.
Nickel-plated with Häfele brand logo	311.91.520
Nickel-plated, blank	311.91.530

Order qty: 100 pcs