

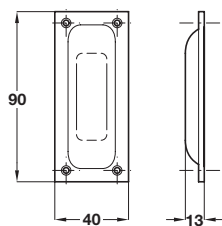
A Flush pull handle

- 90 x 40 mm
- Suitable for timber sliding doors
- Anodised aluminium



Finish	Cat. No.
Satin	904.00.001

Order qty: 1 pc



B Flush pull handle

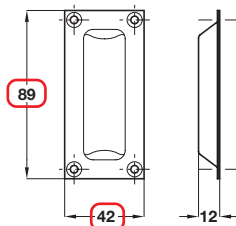
- 89 x 42 mm
- Suitable for sliding and folding timber doors
- Brass



Finish	Cat. No.
Polished brass	901.01.391
Polished chrome	901.01.392
Satin chrome	901.01.394

Order qty: 1 pc

Catalogue shows 100 and 50 mm
Correct dimensions are 89 and 42 mm



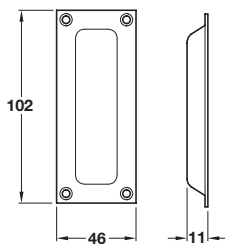
C Flush pull handle

- 102 x 45 mm
- Suitable for sliding and folding timber doors
- Brass



Finish	Cat.No.
Polished brass	901.01.421
Polished chrome	901.01.422
Satin chrome	901.01.424

Order qty: 1 pc



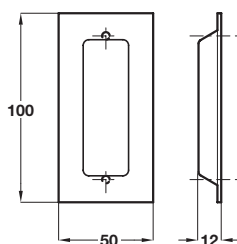
D Flush pull handle

- 102 x 51 mm
- Concealed fixing
- Suitable for sliding and folding timber doors
- Stainless steel



Finish	Cat.No.
Satin	902.01.270
Polished stainless steel	902.01.271

Order qty: 1 pc



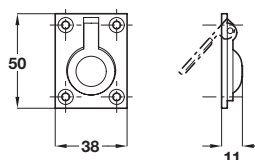
E Flush ring pull handles

- 50 x 38 mm
- Brass



Finish	Cat. No.
Polished brass	911.26.261
Polished chrome	911.26.263
Satin chrome	911.26.262

Order qty: 1 pc



03.05.13/2*