

E22 range

- **Central inserts and cover frames** are made of 3 mm thick rust-proof stainless steel (X5 CrNi 1812)
- **Inserts** must be ordered separately, shown on pages **198-200**
- **For installation of E22 flush with the wall:**

Cover frame A and flush wall mounting **device box B** must be ordered separately

For installation in masonry, special **flush mounted wall box C** must also be ordered separately



E22 cover frame with switch

Cover frame is just 3 mm thick when installed in a hollow wall or in masonry

Alternative option: Cover frame tapers back to the wall.

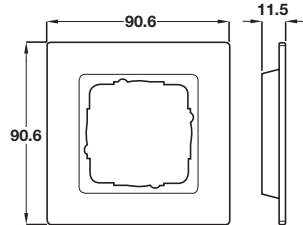
E22 can also be installed using round wall boxes shown on page **193**, but different cover plates than shown here must be ordered - information on request.

E22 range is also available in:

Matt anodised aluminium

Thermoplastic, pure white glossy finish

Information available on request

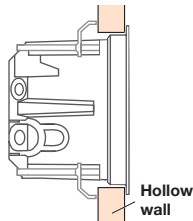


A E22 cover frame, for flat mounting

- For vertical or horizontal applications
- For use with 57 x 57 mm inserts shown right and on pages **198-200**
- For installation flush with the wall, order E22 device box **B** separately
- For installation in masonry E22 flush mounted box **C** must also be ordered separately
- Satin stainless steel

Type	1 gang	2 gang	3 gang	4 gang
Height	91 mm	162 mm	233 mm	304 mm
Cat. No.	985.52.010	985.52.020	985.52.030	985.52.040

Order qty: 1 pc

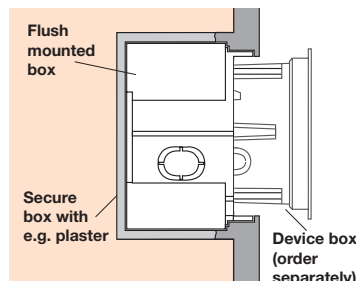


B E22 device box

- For vertical or horizontal applications
- For flush wall mounting of E22 cover frame **A**
- Order E22 cover frame **A** separately
- For installation in masonry order E22 flush mounted box **C** separately
- **Note:** Device box has no cable retainer
- Thermoplastic (polycarbonate, PC)

Type	1 gang	2 gang	3 gang	4 gang
Cat. No.	985.52.110	985.52.120	985.52.130	985.52.140

Order qty: 1 pc



C E22 flush-mounted box, for masonry

- For vertical or horizontal applications
- Required for when installing E22 cover frame and device box in masonry
- For installation flush with the wall, order E22 cover frame **A** and E22 device box **B** separately
- Thermoplastic (polycarbonate, PC)

Type	1 gang	2 gang	3 gang	4 gang
Cat. No.	985.52.210	985.52.220	985.52.230	985.52.240

Order qty: 1 pc



D Universal 1 gang 2 way switch

- 57 x 57 mm insert, to suit **E22** cover frames **A**
- 10A vertical rocker switch
- For installation in device box **B**
- For masonry walls, flush-mounted box **C** must also be ordered separately
- Satin stainless steel

Cat. No.	985.53.000
----------	------------

Order qty: 1 pc



E Intermediate switch

- 57 x 57 mm insert, to suit **E22** cover frames **A**
- 10A vertical rocker switch
- For installation in device box **B**
- For masonry walls, flush-mounted box **C** must also be ordered separately
- Satin stainless steel

Cat. No.	985.53.010
----------	------------

Order qty: 1 pc



F 2 gang 2 way switch

- 57 x 57 mm insert, to suit **E22** cover frames **A**
- 10A vertical rocker switches
- For installation in device box **B**
- For masonry walls, flush-mounted box **C** must also be ordered separately
- Satin stainless steel

Cat. No.	985.53.020
----------	------------

Order qty: 1 pc