

1

**Spindle type**

- Plain spindle
- Piercing spindle
- Slotted spindle
- Stabil spindle

See page 64 for details

**Compatibility rating**

★

★★

★★★

★★★★

★★★★★

For full explanation see page 2

**A Scroll lever handles, latch**

- Pair of lever handles on face fixings latch backplates
- Plain 8 mm spindle
- **Sprung**, for use with **standard duty** followers
- Fixing screws included
- To suit doors up to **44 mm** thick
- Spindle type, see page 64 for details

**Please note there is a ±3 mm tolerance on dimensions**

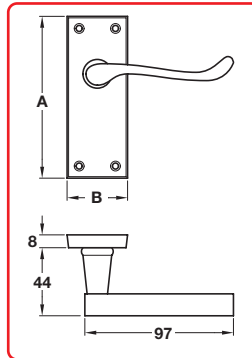
Finish	Dim. A	Dim. B	Cat. No.
<b>Brass</b>			
Polished brass	117 mm	42 mm	901.98.891
<b>Zinc alloy</b>			
Polished chrome	117 mm	40 mm	901.98.892
Satin chrome	117 mm	40 mm	901.98.893

Order qty: 1 pair

**Catalogue shows 107 mm**  
**Correct dimension is 117 mm**

**Catalogue shows 40 mm**  
**Correct dimension is 42 mm**

**Item A.**  
**Dimension amended and tolerance text added**



Polished chrome finish shown



**B Victorian scroll lever handles, lock version**

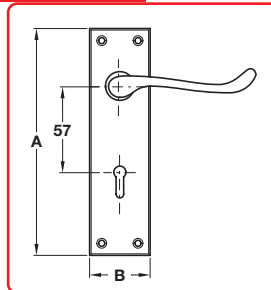
- Pair of lever handles on face fixing standard key-way lock backplates
- Plain 8 mm spindle
- **Sprung**, for use with **standard duty** followers
- Fixing screws included
- To suit doors up to **44 mm** thick
- Spindle type, see page 64 for details

**Please note there is a ±3 mm tolerance on dimensions**

Finish	Dim. A	Dim. B	Cat. No.
<b>Brass</b>			
Polished brass	150 mm	40 mm	901.98.894
<b>Zinc alloy</b>			
Polished chrome	155 mm	42 mm	901.98.895
Satin chrome	155 mm	42 mm	901.98.896

Order qty: 1 pair

**Item B.**  
**Dimension amended and tolerance text added**



Satin chrome finish shown



**Item C.**  
**Dimension tolerance text added**

**C Victorian scroll lever handles, bathroom lock**

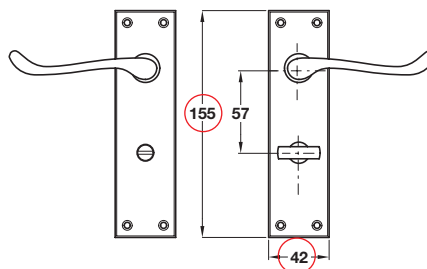
- Pair of lever handles on face fixing bathroom lock backplates
- Plain 8 mm lever spindle, 5 mm deadbolt spindle
- **Sprung**, for use with **standard duty** followers
- Fixing screws included
- To suit doors up to **44 mm** thick
- Spindle type, see page 64 for details

**Please note there is a ±3 mm tolerance on dimensions**

Finish	Cat. No.
<b>Brass</b>	
Polished brass	901.98.897
<b>Zinc alloy</b>	
Polished chrome	901.98.898
Satin chrome	901.98.899

Order qty: 1 pair

**Item C.**  
**Catalogue shows 150 and 39 mm**  
**Correct dimensions are 155 and 42 mm**



Polished chrome finish shown



19.05.14/6\*