

### Compatibility rating

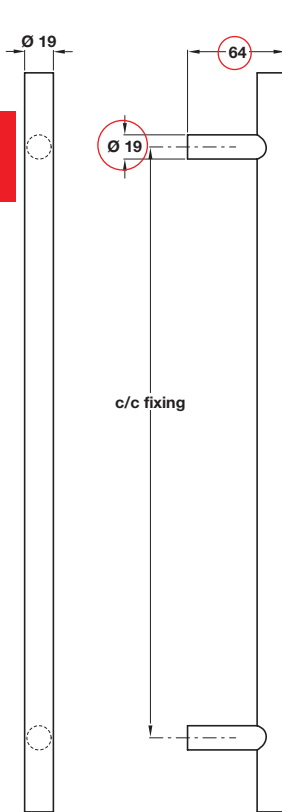


For full explanation see page 2

**Discontinued** •

**Discontinued when stock = 0** +

**Item A.**  
Catalogue shows  $\varnothing$  16 mm  
Correct dimension is  $\varnothing$  19 mm



Satin stainless steel finish



Previous amendment shows shows  
70 mm  
Correct dimension is  
64 mm



### A APPALACHIAN $\varnothing$ 19 mm pole type pull handle

- Single pull handle
- Bolt through fixing
- M8 through fixing bolts included
- To suit doors up to **54 mm** thick
- Grade 316 stainless steel

c/c fixing	300 mm	425 mm	600 mm
Satin stainless steel	903.09.510	903.09.512	903.09.514
Polished stainless steel	903.09.511	903.09.513	903.09.515

Order qty: 1 pc

Example: Bolt through fixing



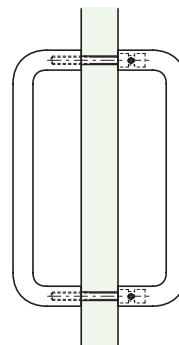
### B APPALACHIAN $\varnothing$ 19 mm pole type pull handle

- Pair of pull handles
- Back to back fixing
- M8 through fixing bolts included
- To suit doors up to **54 mm** thick
- Grade 316 stainless steel

c/c fixing	300 mm	425 mm	600 mm
Satin stainless steel	903.10.510	903.10.512	903.10.514
Polished stainless steel	<del>903.10.511</del>	903.10.513	903.10.515

Order qty: 1 pair

Example: Back to back fixing



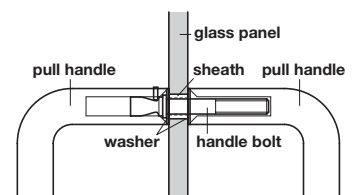
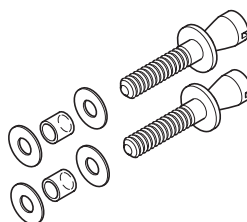
### C Back to back fixings, glass

- To convert item **B** to glass door fixing
- Pair of nylon sheaths
- 4 x  $\varnothing$  19 mm nylon washers
- Special M8 fixing bolts included
- To suit doors **8-18 mm** thick
- $\varnothing$  13 mm hole required

Cat. No.	909.00.900
----------	------------

Order qty: 1 set

**Item C.**  
909.00.921 removed as incorrect fixings  
and replaced with 909.00.900



02.01.14/8\*