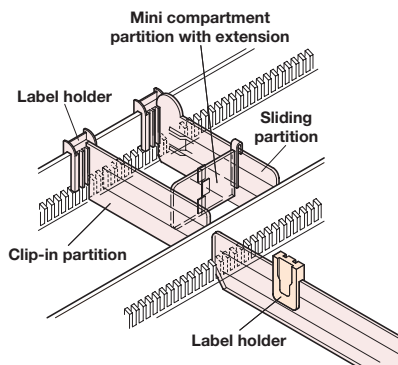
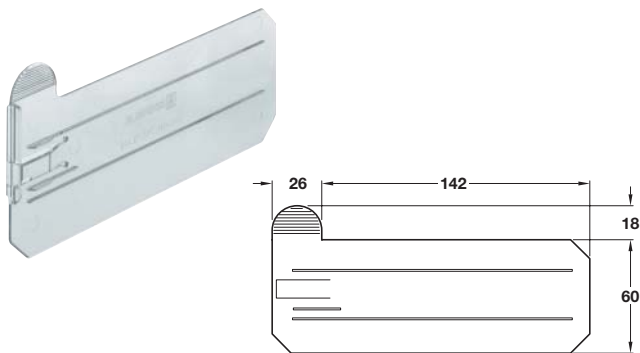


Suggested drawer arrangement

Internal partitioning using sliding partitions and label holders.
 Drawers are shown on page 27



For drawers with installation depth	Number per drawer
620 mm	12 pcs
984 mm	18 pcs
1074 mm	18 pcs
1164 mm	24 pcs
1254 mm	24 pcs

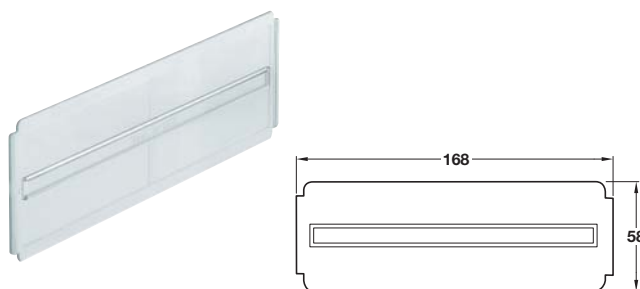


A Sliding partition

- For inserting into label holders, item E
- Plastic

Finish	Cat. No.
Transparent	701.19.416

Order qty: 1 pc

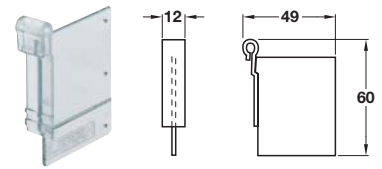


B Clip in partition

- For insertion into series recesses on both sides
- Plastic

Finish	Cat. No.
Transparent	701.61.429

Order qty: 1 pc

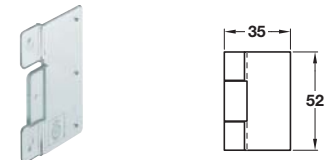


C Mini compartment partition

- Clips onto sliding partition A or clip in partition B for further partitioning
- Plastic

Finish	Cat. No.
Transparent	701.61.401

Order qty: 1 pc

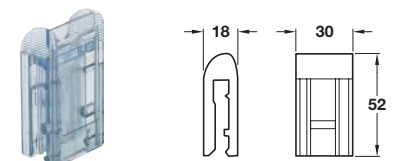


D Partition extension

- Extension for mini compartment partition C
- Plastic

Finish	Cat. No.
Transparent	701.61.410

Order qty: 1 pc

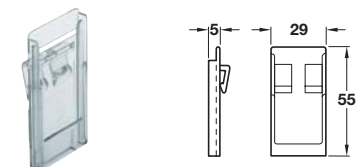


E Label holder

- To clip into sliding partition
- Plastic

Finish	Cat. No.
Transparent	701.19.425

Order qty: 1 pc

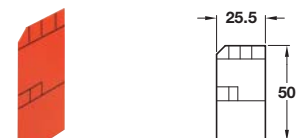


F Label holder

- For clipping onto sliding and clip in partitions and mini compartment partitions
- Plastic

Finish	Cat. No.
Transparent	701.39.007

Order qty: 1 pc



G Stock label (blank)

- For inserting into label holders E and F
- Unperforated with system printing and edge divisions
- Plastic

Finish	Cat. No.
Yellow	700.13.357
White	700.13.759

Order qty: 1 pc

TCH-FF 2010, HUK. Dimensional data not binding. We reserve the right to alter specifications without notice.