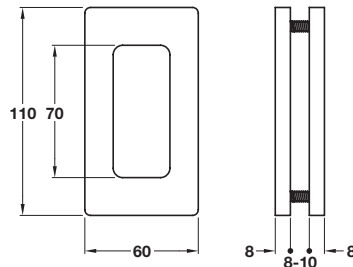


Satin chrome-plated finish

### A Flush pull handle

- 110 x 60 mm
- Suitable for sliding toughened glass doors **8-10 mm** thick
- For information on glass preparation please contact us
- Requires 11 mm holes drilled into glass
- Fixings included
- Brass



Finish	Cat. No.
Satin chrome-plated	901.01.214
Satin nickel-plated	901.01.216

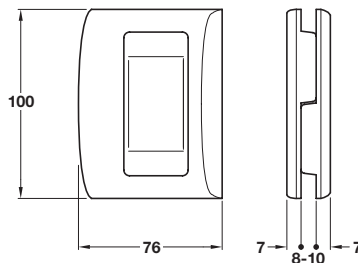
Order qty: 1 pc

4

Satin nickel-plated finish

### B Flush pull handle

- 100 x 76 mm
- Suitable for sliding toughened glass doors **8-10 mm** thick
- For information on glass preparation please contact us
- Fixings included
- Brass



Finish	Cat. No.
Satin chrome-plated	901.01.224
Satin nickel-plated	901.01.226

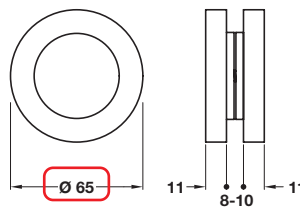
Order qty: 1 pc

**Item C.**  
Hole dimension reverted back to original cat. page. 'Requires Ø 50 mm hole'

**Item C.**  
Catalogue shows... 'Ø 70' Correct is Ø 65

### C Flush pull handle

- **Ø 65 mm**
- Suitable for sliding toughened glass doors **8-10 mm** thick
- **Requires Ø 50 mm hole**
- Brass



Satin chrome-plated finish

**Item C.**  
Photo amended



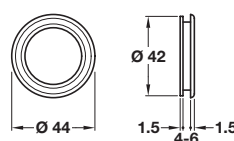
Finish	Cat. No.
Satin chrome-plated	981.14.154
Satin nickel-plated	981.14.156

Order qty: 1 pc

Polished nickel-plated finish

### D Flush pull handle

- Ø 44 mm
- Suitable for sliding glass doors **4-6 mm** thick
- Requires Ø 37 mm hole
- Brass



Finish	Cat. No.
Polished nickel-plated	154.00.727

Order qty: 1 pc

15.11.10/2\*