

**Discontinued** ●  
**Discontinued when stock = 0** +

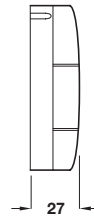
**A Door release break glass unit**

- Emergency door release for doors using e.g. an electric lock - cuts power to door, thus enabling door to be opened
- Resettable
- Single gang size
- Flush or surface mounted, surface box included
- Reset/test key included
- NO and NC contacts
- Green plastic

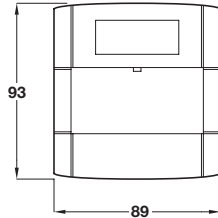
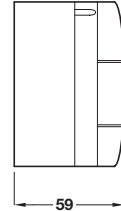
Cat. No. 912.03.028

Order qty: 1 pc

Flush mounted



Surface mounted

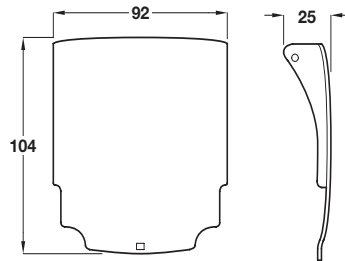


**B Cover for break glass unit**

- Hinged cover for unit A
- To avoid accidental operation of the call point
- Transparent plastic

Cat. No. 912.03.029

Order qty: 1 pc



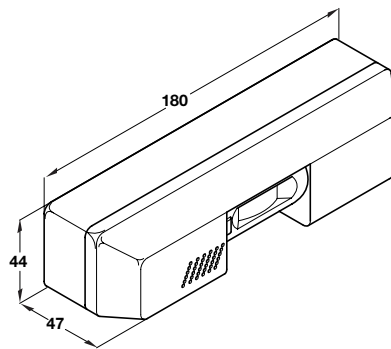
7

**C Cyclops infrared exit detector**

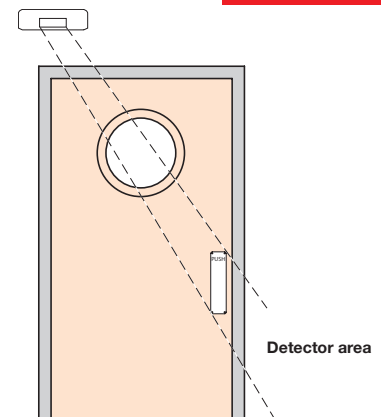
- Unlocks or shuts door automatically
- For use with electronic locks, etc shown in Section 6
- Infrared sensor encased in an insulation chamber. The signal is subsequently audited by the on board computer and filtered using digital signal processing technology (DSP) with automatic environment compensation
- **X-Y targeting™** using two adjustable louvers to target a specific area such as a door handle or push plate
- Main relay timer is adjustable from 1/2 to 60 seconds
- Power consumption is 12-28 volts DC, 50 mA
- White plastic

Cat. No. + ~~931.94.907~~

Order qty: 1 pc



**Item C.**  
*Photo amended*

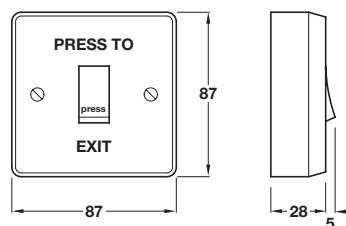


**D Plastic exit button, low traffic**

- Low usage
- Sealed contacts
- Terminals NO, NC and C
- Screen printed "Press to exit"
- Surface housing
- Normal one gang
- White plastic

Cat. No. 912.03.016

Order qty: 1 pc



10.11.10/2\*